

SUNIL INDUSTRIES LIMITED

Name of the Company: SUNIL INDUSTRIES LIMITED			
Scrip Code, Name of the scrip, class of security: 521232			
Quarter ended: 31st December, 2012			
Partly paid-up shares:-	No. of partly paid-up shares	As a % of total no. of partly paid-up shares	As a % of total no. of shares of the company
Held by promoter/promoters group	<i>NIL</i>	<i>NIL</i>	<i>NIL</i>
Held by public	<i>8300</i>	<i>100</i>	<i>0.1976</i>
Total	<i>8300</i>	<i>100</i>	<i>0.1976</i>
Outstanding convertible securities:-	No. of outstanding securities	As a % of total No. of outstanding convertible securities	As a % of total no. of shares of the company, assuming full conversion of the convertible securities
Held by promoter/promoter group	<i>NIL</i>	<i>NIL</i>	<i>NIL</i>
Held by public	<i>NIL</i>	<i>NIL</i>	<i>NIL</i>
Total	<i>NIL</i>	<i>NIL</i>	<i>NIL</i>
Warrants:-	No. of warrants	As a % of total no. of warrants	As a % of total no. of shares of the company, assuming full conversion of warrants
Held by promoter/ promoter group	<i>NIL</i>	<i>NIL</i>	<i>NIL</i>
Held by public	<i>NIL</i>	<i>NIL</i>	<i>NIL</i>
Total	<i>NIL</i>	<i>NIL</i>	<i>NIL</i>
Total paid-up capital of the company assuming full conversion of warrants and convertible securities	42000000		

For Sunil Industries Limited

Vinod Lath
Managing Director



SUNIL INDUSTRIES LIMITED

Statement showing Shareholding Pattern for the quarter ended 31st December, 2012

Category code	Category of Shareholder	Number of Shareholders	Total number of shares	Number of shares held in dematerialized form	Total shareholding as a percentage of total number of shares		Shares Pledged or otherwise encumbered	
					As a percentage of(A+B)	As a percentage of (A+B+C)	Number of shares	As a percentage
(A)	Shareholding of Promoter and Promoter Group							
1	Indian							
(a)	Individuals/ Hindu Undivided Family	38	1144700	1014400	27.25	27.25	0.00	0.00
(b)	Central Government/ State Government(s)	0	0	0	0.00	0.00	0.00	0.00
(c)	Bodies Corporate	6	1292100	974600	30.76	30.76	0.00	0.00
(d)	Financial Institutions/ Banks	0	0	0	0.00	0.00	0.00	0.00
(e)	Any Others(Specify)	0	0	0	0.00	0.00	0.00	0.00
	Sub Total(A)(1)	44	2436800	1989000	58.02	58.02	0	0
2	Foreign							
a	Individuals (Non-Residents Individuals/ Foreign Individuals)	0	0	0	0.00	0.00	0.00	0.00
b	Bodies Corporate	0	0	0	0.00	0.00	0.00	0.00
c	Institutions	0	0	0	0.00	0.00	0.00	0.00
d	Qualified Foreign Investor	0	0	0	0.00	0.00	0.00	0.00
e	Any Others(Specify)	0	0	0	0.00	0.00	0.00	0.00
	Sub Total(A)(2)	0	0	0	0.00	0.00	0.00	0.00
	Total Shareholding of Promoter and Promoter Group (A)= (A)(1)+(A)(2)	44	2436800	1989000	58.02	58.02	0.00	0.00
(B)	Public shareholding							
1	Institutions	0	0	0	0.00	0.00	0	0.00
(a)	Mutual Funds/ UTI	4	28100	0	0.67	0.67	0.00	0.00
(b)	Financial Institutions / Banks	2	18700	0	0.45	0.45	0.00	0.00
(c)	Central Government/ State Government(s)	0	0	0	0.00	0.00	0.00	0.00
(d)	Venture Capital Funds	0	0	0	0.00	0.00	0.00	0.00
(e)	Insurance Companies	0	0	0	0.00	0.00	0.00	0.00
(f)	Foreign Institutional Investors	0	0	0	0.00	0.00	0.00	0.00
(g)	Foreign Venture Capital Investors	0	0	0	0.00	0.00	0.00	0.00
(h)	Any Other (specify)	0	0	0	0.00	0.00	0.00	0.00
	Sub-Total (B)(1)	6	46800	0	1.11	1.11	0.00	0.00
B 2	Non-institutions							
(a)	Bodies Corporate	43	170300	1200	4.05	4.05	0.00	0.00
(b)	Individuals							
I	Individuals -i. Individual shareholders holding nominal share capital up to Rs 1 lakh	6641	1103000	47600	26.82	26.82	0.00	0.00
II	ii. Individual shareholders holding nominal share capital in excess of Rs. 1 lakh.	9	178200	15700	4.24	4.24	0.00	0.00
(c)	Any Other (specify)							

(c-i)	CLEARING MEMBER	0	0	0	0.00	0.00	0.00	0.00
(c-ii)	OFFICE BEARERS	64	12700	0	0.30	0.30	0.00	0.00
(c-iii)	NON RESIDENT INDIANS (REPAT)	32	252200	0	6.00	6.00	0.00	0.00
	Sub-Total (B)(2)	6790.00	1716400.00	64500	41.43	41.43	0.00	0.00
(B)	Total Public Shareholding (B)= (B)(1)+(B)(2)	6796	1763200.00	64500	42.54	42.54	0.00	0.00
	TOTAL (A)+(B)	6840	4200000	2053500	100.56	100.00	0.00	0.00
(C)	Shares held by Custodians and against which Depository Receipts have been issued							
(1)	Promoter and Promoter Group	0	0	0	0	0	0.00	0.00
(2)	Public	0	0	0	0	0	0.00	0.00
	GRAND TOTAL (A)+(B)+(C)	6840	4200000	2053500	100	100	0.00	0.00

For Nil Industries Limited




Vinod Lath
Managing Director



27	DEEPAK LATH	3900	0.09	0	0	0	0	0	0	0	0	0	0	0	0	0	0	0	0.09
28	SATYANARAYAN KHYALIDUTT LATH	3200	0.08	0	0	0	0	0	0	0	0	0	0	0	0	0	0	0	0.08
29	KIRIT B MEHTA	2900	0.07	0	0	0	0	0	0	0	0	0	0	0	0	0	0	0	0.07
30	ASHOK S MAHESHWARI	2600	0.06	0	0	0	0	0	0	0	0	0	0	0	0	0	0	0	0.06
31	JAGADISH KUMAR SANWALKA	2000	0.05	0	0	0	0	0	0	0	0	0	0	0	0	0	0	0	0.05
32	PUSHPADEVI S TULSAN	2000	0.05	0	0	0	0	0	0	0	0	0	0	0	0	0	0	0	0.05
33	PAYAL P KAPOOR	2000	0.05	0	0	0	0	0	0	0	0	0	0	0	0	0	0	0	0.05
34	JUGAL KISHOR TEJA	1500	0.04	0	0	0	0	0	0	0	0	0	0	0	0	0	0	0	0.04
35	PUSHPADEVI J SANWALKA	1500	0.04	0	0	0	0	0	0	0	0	0	0	0	0	0	0	0	0.04
36	SHANTIKUMAR H TULSAN	1500	0.04	0	0	0	0	0	0	0	0	0	0	0	0	0	0	0	0.04
37	VINOD DHARNIDHARKA	1300	0.03	0	0	0	0	0	0	0	0	0	0	0	0	0	0	0	0.03
38	JAGADISH KUMAR SANWALKA	1200	0.03	0	0	0	0	0	0	0	0	0	0	0	0	0	0	0	0.03
39	CHANDRAPRAKASH SINGHANIA	700	0.02	0	0	0	0	0	0	0	0	0	0	0	0	0	0	0	0.02
40	PREETI LATH	400	0.01	0	0	0	0	0	0	0	0	0	0	0	0	0	0	0	0.01
41	JYOTI LATH	300	0.01	0	0	0	0	0	0	0	0	0	0	0	0	0	0	0	0.01
42	DEEPAK LATH	300	0.01	0	0	0	0	0	0	0	0	0	0	0	0	0	0	0	0.01
43	MAHESH TIBREWAL	200	0.00	0	0	0	0	0	0	0	0	0	0	0	0	0	0	0	0.00
44	BINDUDEVI LATH	100	0.00	0	0	0	0	0	0	0	0	0	0	0	0	0	0	0	0.00
	TOTAL	2436900	58.02	0	0	0	0	0	0	0	0	0	0	0	0	0	0	0	58.02

For Sunil Industries Limited



Vinod Lath
Managing Director

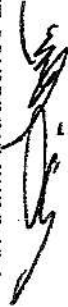
SUNIL INDUSTRIES LIMITED

Statement showing Shareholding of persons belonging to the category "Public" and holding more than 1% of the total number of shares

(1)(c)

Sr. No.	Name of the shareholder	Number of shares held	Shares as a percentage of total number of shares (i.e., Grand Total (A)+(B)+(C) indicated in Statement at para (1)(a) above)	Details of warrants		Details of convertible		Total shares (including underlying shares assuming full conversion of warrants and convertible securities) as a % of diluted share capital
				Number of warrants held	As a % total number of warrants of the same class	Number of convertible securities held	% w.r.t total number of convertible securities of the same class	
1	ABHISEK LATH	55800	1.33	0	0.00	0	0.00	1.33
	Total	55800	1.33	0	0.00	0	0.00	1.33

For Sunil Industries Limited



Vinod Lath
Managing Director



(1)(c)(ii)

SUNIL INDUSTRIES LIMITED

Statement showing holding of securities (including shares, warrants, convertible securities) of persons (together with PAC) belonging to the category "Public" and holding more than 5% of the total number of shares of the company

Sr. No.	Name(s) of the shareholder(s) and the Persons Acting in Concert (PAC) with them	Number of shares	Shares as a percentage of total number of shares {i.e., Grand Total (A)+(B)+(C) indicated in Statement at para	Details of warrants		Details of convertible securities		Total shares (including underlying shares of warrants and convertible securities) as a% of diluted share capital
				Number of warrants	As a % total number of warrants of the same class	Number of convertible securities held	% w.r.t total number of convertible securities of the same class	
1	NA	0	0	0	0	0	0.00	
Total		0	0	0	0.00	0	0.00	

For Sunil Industries Limited




Vinod Lath
Managing Director




SUNIL INDUSTRIES LIMITED
Statement showing details of locked-in shares

Sr. No.	Name of the shareholder	Number of locked-in shares	Locked-in shares as a percentage of total number of shares (i.e., Grand Total (A)+(B)+(C) indicated in Statement at para (I)(a) above}
1	NIL	0	0.00
TOTAL		0	0.00

For Sunil Industries Limited



Vinod Lath
Managing Director



SUNIL INDUSTRIES LIMITED

Statement showing details of Depository Receipts (DRs)

Sr. No.	Type of outstanding DR (ADRs, GDRs, SDRs, etc.)	Number of outstanding DRs	Number of shares underlying outstanding DRs	Shares underlying outstanding DRs as a percentage of total number of shares {i.e., Grand Total (A)+(B)+(C) indicated in Statement at para (I)(a) above}
1	NIL	NIL	NIL	NIL
TOTAL		NIL	NIL	NIL

For Sunil Industries Limited



Vinod Lath
Managing Director



SUNIL INDUSTRIES LIMITED

Statement showing holding of Depository Receipts (DRs), where underlying shares held by 'promoter/promoter group' are in excess of 1% of the total number of shares

Sr. No.	Name of the DR Holder	Type of outstanding DR (ADRs, GDRs, SDRs, etc.)	No. of shares underlying outstanding DRs	Shares underlying outstanding DRs as a percentage of total number of shares {i.e., Grand Total (A)+(B)+(C) indicated in Statement at para (I)(a) above}
1	NIL		NIL	NIL
TOTAL	NIL		NIL	NIL

For Sunil Industries Limited



Vinod Lath
Managing Director

